

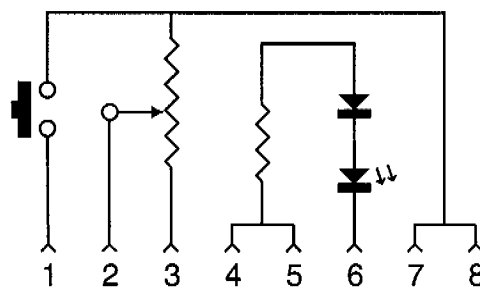
The CS-884A remote control is intended for use in Ivie LDS meetinghouse audio systems. The CS-884A provides the remote control functions for the satellite portion of the system and replaces the CS-884. Connection to the CS-884A is by means of RJ45 connector. The remote control is mounted to a standard Decora® single-gang panel (no escutcheon supplied).

Specifications

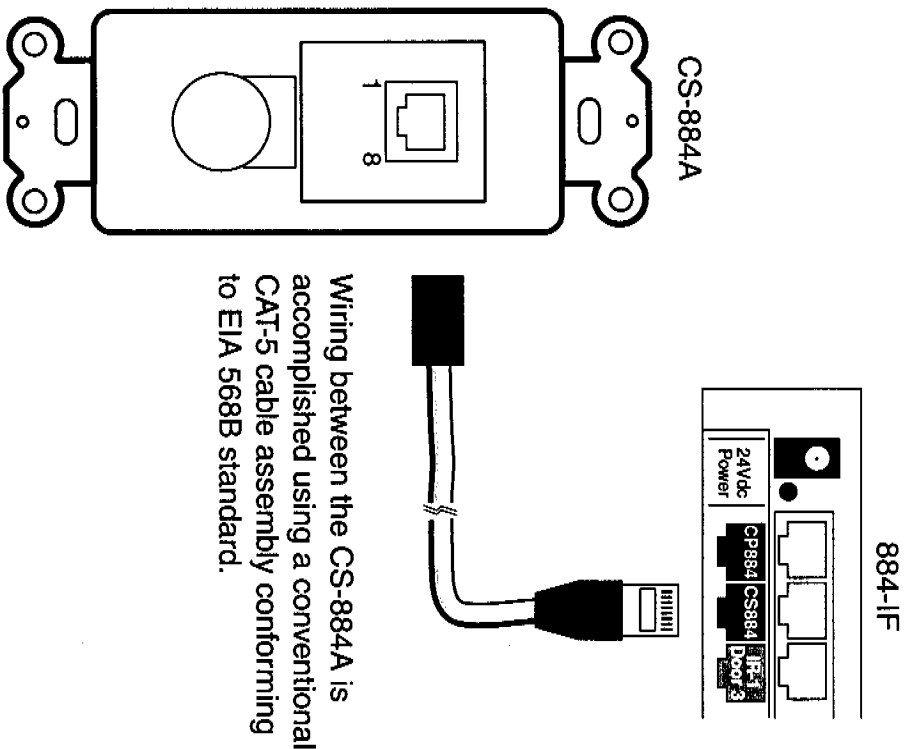
Electrical: LED 24Vdc
Satellite switch - SPST momentary
Volume control - 10k linear

Physical: Color - Ivory
Size - Decora single gang
(no escutcheon supplied)

Schematic



CS-884A connection to Ivie 884-IF



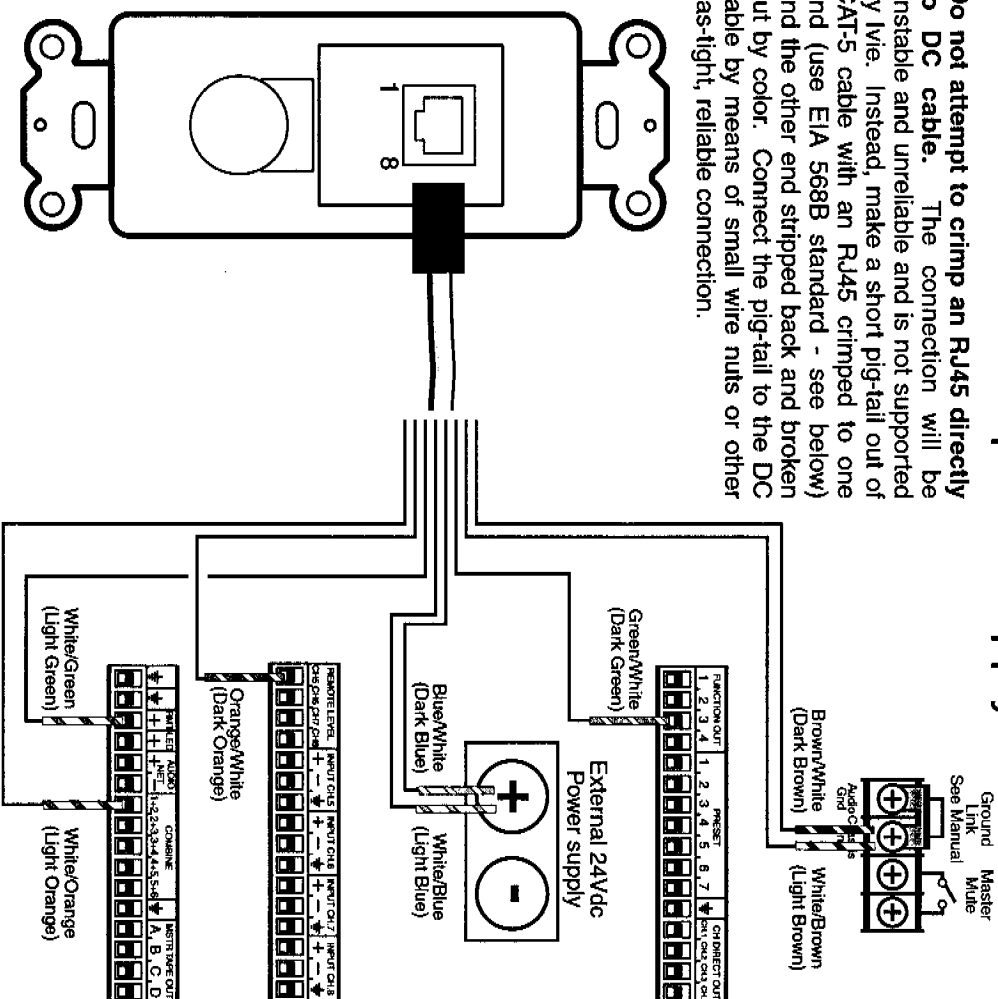
EIA/ 568B Color Code for RJ45

8	Brown/White
7	White/Brown
6	Green/White
5	White/Green
4	Blue/White
3	White/Blue
2	Orange/White
1	White/Orange

Contact side showing
Tab on back

CS-884A connection to Ivie 884+ and external 24Vdc power supply

Do not attempt to crimp an RJ45 directly to DC cable. The connection will be unstable and unreliable and is not supported by Ivie. Instead, make a short pig-tail out of CAT-5 cable with an RJ45 crimped to one end (use EIA 568B standard - see below) and the other end stripped back and broken out by color. Connect the pig-tail to the DC cable by means of small wire nuts or other gas-tight, reliable connection.



CS-884A Schematic

